

# mdf italia



© COPYRIGHT 2021 MDF ITALIA SRL SOCIETA' UNIPERSONALE

2018

## TENSE MATERIAL INTARSIA

Designed by Piergiorgio Cazzaniga, Michele Cazzaniga

"A smart beauty, resulting from a thought and a know-how capable of transmitting a deep emotion through a wise accentuation of the peculiarities of the materials used". Piergiorgio Cazzaniga"

This particular finish is made starting with marble dust that has been mixed with a filler and is then spread manually over the entire surface of the table. After being carefully sanded, an intarsia inlay is fashioned according to the roles of the famous "point line plane" theory elaborated by Kandinsky, and finished with a particular treatment of painting and natural wax.

IN 2019, NEW SIZES AND FOUR NEW HEIGHTS (H35, H45, H90, H110 cm) FOR TENSE INTARSIA.

So a real table system was created, divided into 5 categories according to five heights, in order to meet different market needs: low table, coffee table/bench, dining table/working table, console/high table/high working table, high table bar/office.

[EXPLORE THE WHOLE TENSE COLLECTION](#)

### FRAME AND TABLETOPS

Tables featuring mono-material finishes.

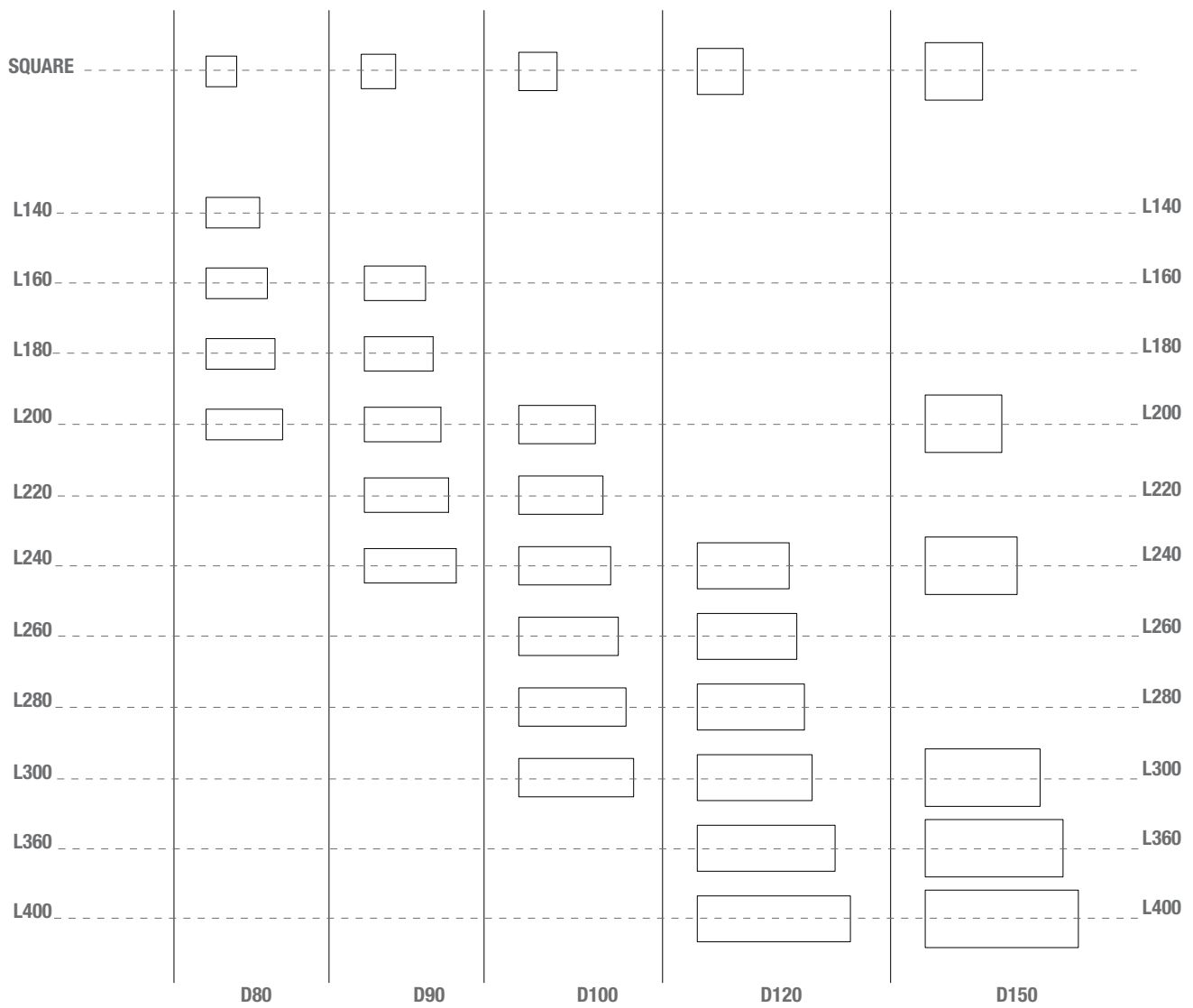
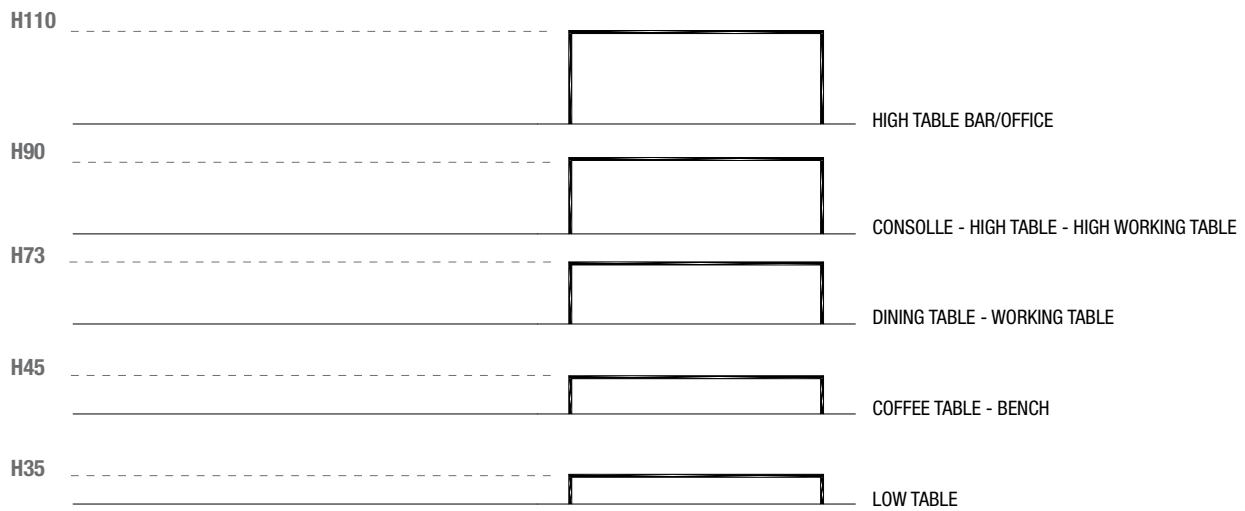
The important technological innovation it incorporates, combined with the tensioning capacity of the components makes it possible to build tabletops in large sizes.

The 35mm thick tabletop is a load-bearing composite board built with an internal frame consisting of either aluminium profiles and polystyrene filler. 35x35mm steel legs with internal structural tie-rod.

Reconstructed marble is obtained from marble powder mixed with a binder. The compound thus obtained is spread onto the surface, granting the original material a more homogeneous appearance and yet preserving its natural features, such as its porosity. Top, edges and legs lined with a sheet of material in a thickness of about 3 mm.

Available in black ebony top with intarsia in white Carrara marble or intarsia in bronze.

TENSE MATERIAL INTARSIA

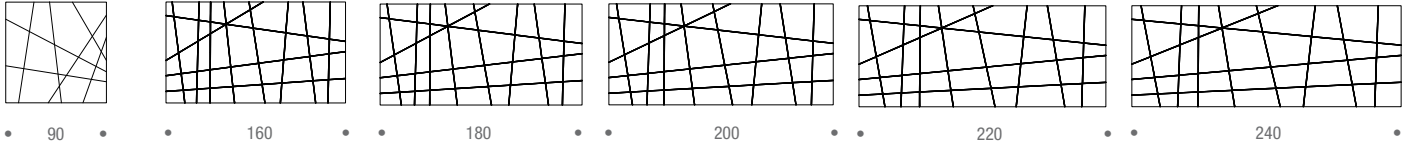


**PATTERNS OF INTARSIA**

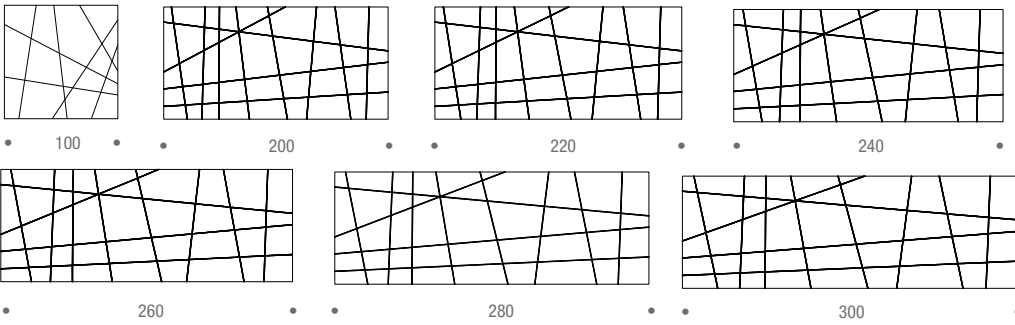
**D80**



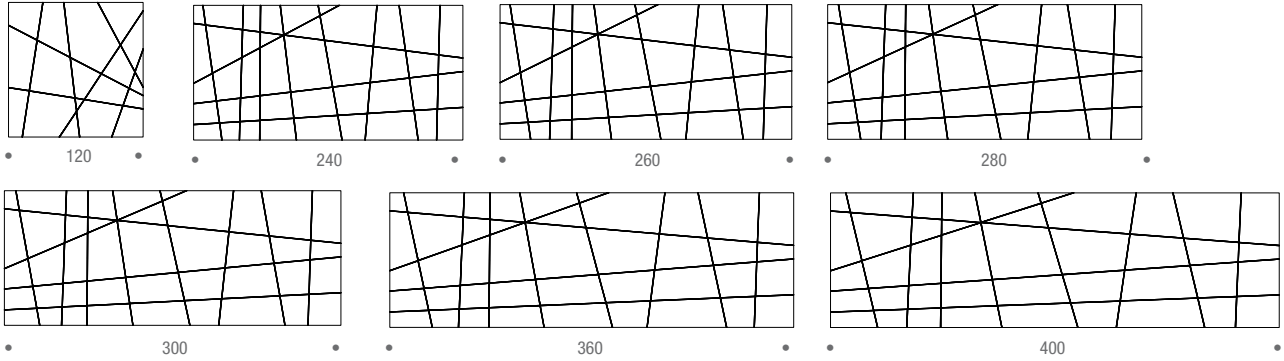
**D90**



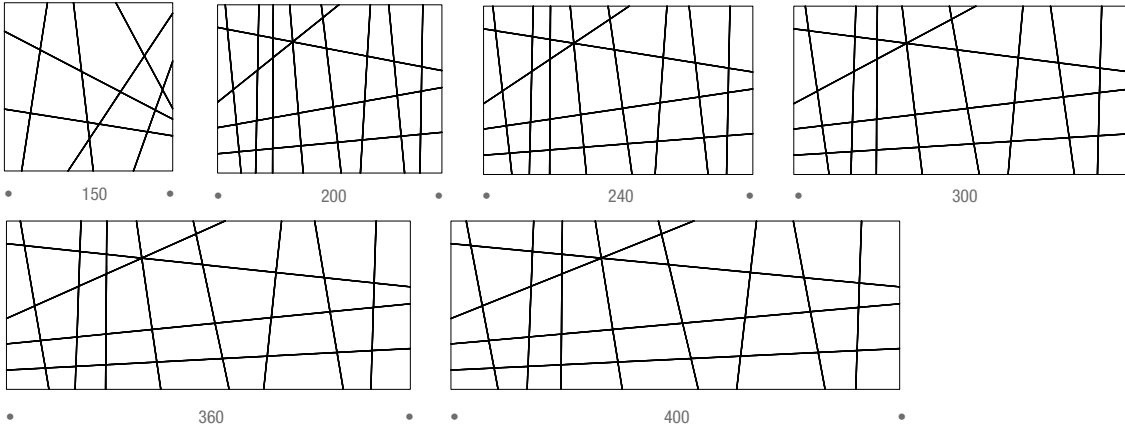
**D100**



**D120**



**D150**



# Finishing

The number in the dot corresponds to the number of colour/material finish.

Here below, in the section FINISH OPTIONS, please note all the colours of the materials used for this product.

## TABLE

---

### Top/Structure




Marble Intarsia

# Finish options


## TOP/STRUCTURE

---

### Marble Intarsia



Top Marble  
black  
Ebany/marble  
white Carrara



Top Marble  
black  
Ebany/Bronze



Structure in  
reconstructed  
marble black  
ebony X111