mdf italia

© COPYRIGHT 2024 MDF ITALIA SRL SOCIETA' UNIPERSONALE

2013-2023

MINIMA 3.0

Designed by Bruno Fattorini

Minima 3.0 by Metrica - design Bruno Fattorini.

Minima 3.0: three stands for the three key elements that compose the system: shelf, frame, cabinets.
Essential and flexible, Minima 3.0 represents the natural makeover of Minima, MDF Italia collection's icon product, special mention at the XVII Compasso D'Oro ADI in 1998. Technology and innovation have enabled this thin aluminium structure, to propose an increasingly minimal yet strong identity. The storage units (with flap opening door, drawers or open cabinets) are simply resting inside the structure and are repositionable quite easily. Uprights and shelves made of extruded aluminum (100% recyclable), matt painted finish in white, graphite grey, umbra gray and pearl nickel. The Basic cabinets are in micro-embossed matt lacquered or wood. The Extra cabinets are in Cimento or lacquered glass. Minima 3.0 is available in the ground-resting (eight heights) and hanging (four heights) variants, always in the 33 cm depth.

Minima 3.0 evolves and renews, turning into a more versatile and adaptable furnishing system, capable of joining more functions.
The new Minima 3.0 is divided into 5 types: GROUND-RESTING, HANGING, SKETCH, SIDEBOARD AND ROOM DIVIDER. In addition, for the ground-resting version, two new heights are available - 261.5 e 298 - and new shelves with LED lights integration.

STRUCTURE

Uprights and shelves made of extruded aluminium and assembled together by using a concealed joining system, capable of giving the structure stability and a special resistance to loads. Minima 3.0 is entirely made of 100% recyclable aluminium.

MINIMA 3.0 GROUND-RESTING

To use this system H152, H188.5, H225 (except H261.5 and H298) as a room divider for home and work environments, it is mandatory to join two structures together so as to obtain a ground depth of 66 cm to ensure a proper stability to the system.

The wall fixing is for always suggested for heights 152 / 188.5 / 225 / 261.5 / 298 cm and for compositions with heights 42.5 / 79 / 115.5 if equipped with drawer containers.

Please note: for center-stand compositions, with heights of 42.5 / 79 / 115.5 cm, equipped with drawer containers, simultaneous opening of all drawers is not recommended, as it could cause the overturn of the structure.

MINIMA 3.0 HANGING

Minima 3.0 in the hanging version comes in four heights: 38 / 74.5 / 111 / 147.5 cm. Inner height of compartments is always 35 cm.

CABINETS

BASIC CABINETS

The cabinets can be with open, flap opening doors or drawers. They are simply resting inside the structure and are repositionable quite easily, thus allowing to meet any storage requirements as desired and to choose your own lifestyle by using different colours, woods and shapes.

EXTRA CABINETS

Minima 3.0 now sees the addition of a new storage unit that brings this historic shelving bang up to date and in line with new architectonic and contemporary living styles. Formality, minimalism, careful details and new finishes are the signature features confirmed and innovated in the new units added to the existing ones. The door is further enhanced by two main materials: rearlacquered glass and grooved Cimento®.

Minima 3.0 Basic cabinets

Abacus

Basic cabinets D33 for Minima 3.0 Ground-resting, Hanging, Sketch and Room divider

Open cabinet L30

L30 D33 H35

Cabinets with flap opening door L60/90

L60 D33 H35

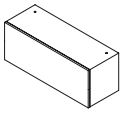

L90 D33 H35

Cabinets with two drawers L60/90

L60 D33 H35

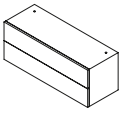

L90 D33 H35

Cabinets with one drawer L60/90 - Only for Sketch compositions

L60 D33 H16

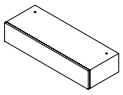

L90 D33 H16

Basic cabinets D39 for Minima 3.0 Sideboard

Cabinets with flap opening door L90/120

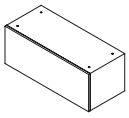

L90 D39 H35

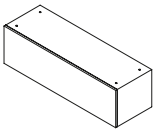

L120 D39 H35

Cabinets with two drawers L90/120

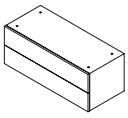

L90 D39 H35

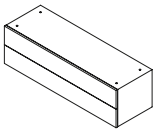

L120 D39 H35

Lock for cabinet, upon request

Flap door

Drawers

For the cabinets with two drawers, the lock can only be put on the top drawer.

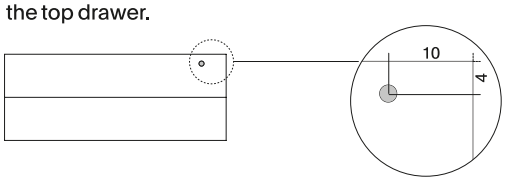

Shelves

In the price list the shelving lengths are nominal and correspond to the inner usable space of the bookcase.
Shelf D30 for Minima 3.0 ground-resting only, NOT available with LED.
Shelves for Sideboard composition have depth 39 cm

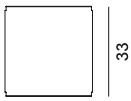

30

nominal L30
real L31.5

60

nominal L60
real L61.5

90

nominal L90
real L91.5

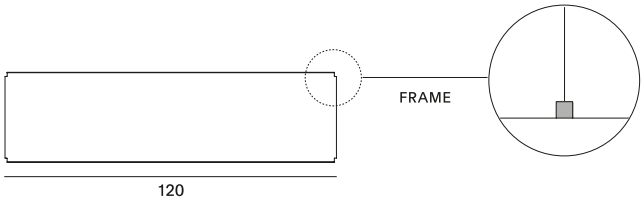

120

nominal L120

real L121.5

Minima 3.0 Extra cabinets

Abacus

Extra Cabinets D33 for Minima 3.0 Ground-resting, Hanging and Room divider

Cabinets with flap opening door L60/90/120 in grooved Cimento

L60 D33 H35

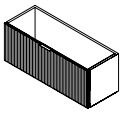

L90 D33 H35

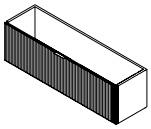

L120 D33 H35

Cabinets with flap opening door L60/90/120 in rear-lacquered glass

L60 D33 H35

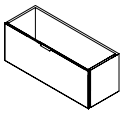

L90 D33 H35

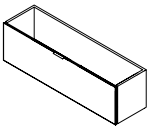

L120 D33 H35

Cabinets with two drawers L60/90/120 in grooved Cimento

L60 D33 H35

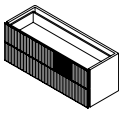

L90 D33 H35

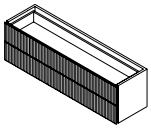

L120 D33 H35

Cabinets with two drawers L60/90/120 in rear-lacquered glass

L60 D33 H35

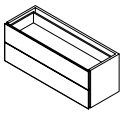

L90 D33 H35

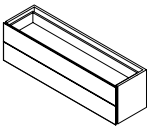

L120 D33 H35

Minima 3.0 Extra cabinets

Abacus

End or intermediate panel for Extra cabinets

To complete the order of the Extra cabinets, it is necessary to add the end panel (LH/RH) or intermediate panel (INT), depending on the composition. Below are some examples of use in relation to the position of the cabinets.

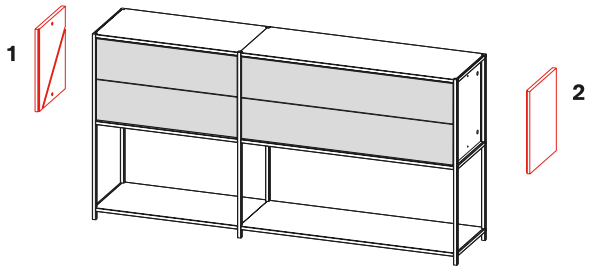

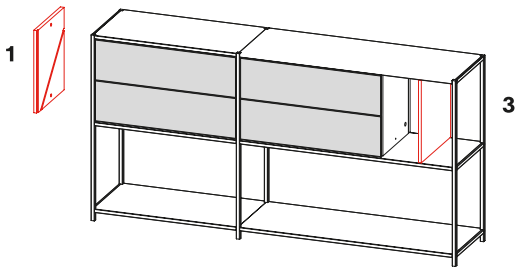

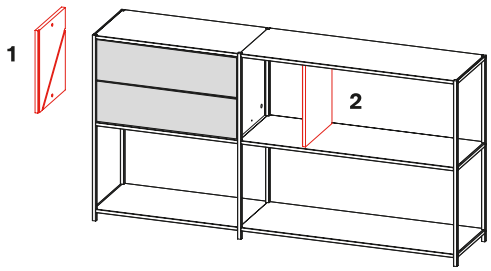

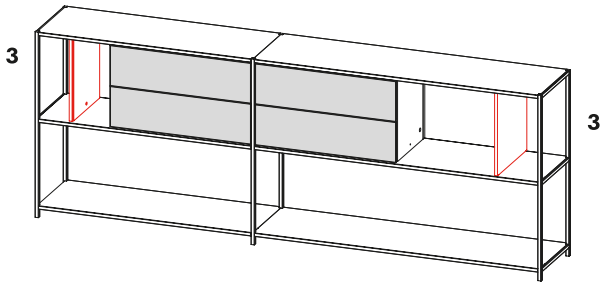

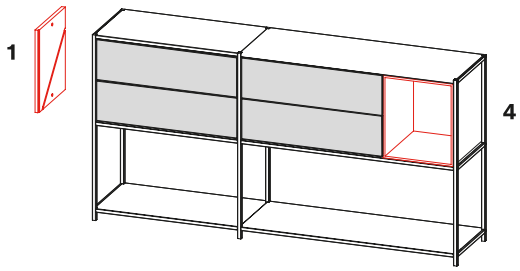

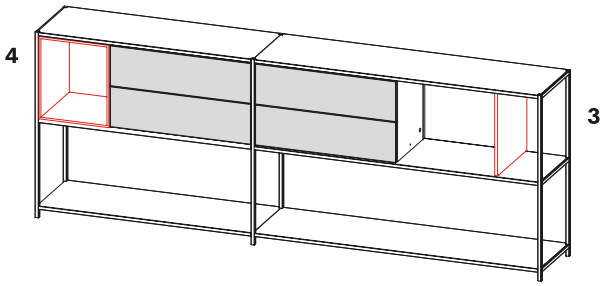

1	Left-hand end cap L
2	Right-hand end cap R
3	Intermediate cap C
4	Open cabinet

Minima 3.0 ground-resting

Abacus

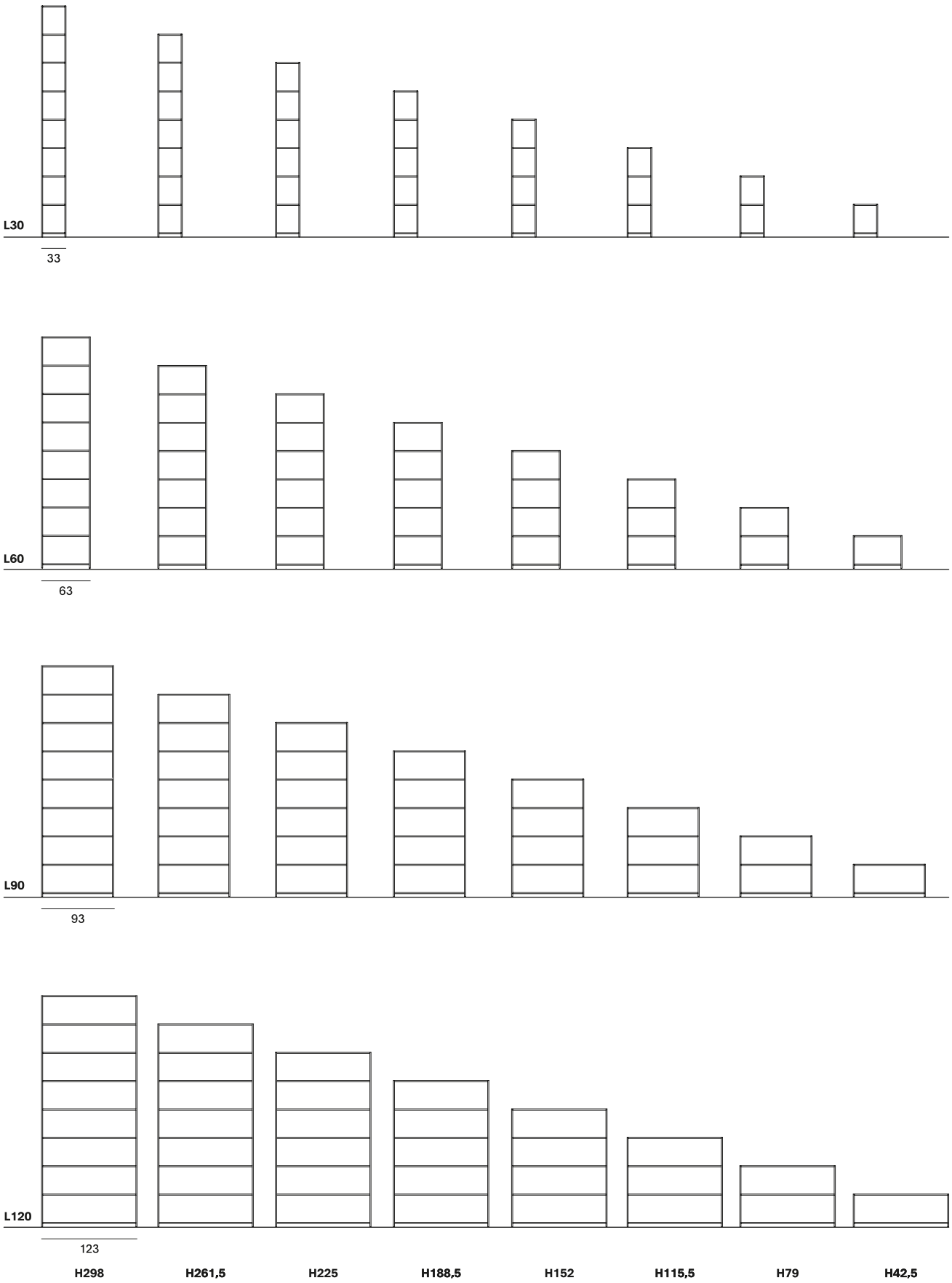

Minima 3.0 ground-resting

Abacus

Elements

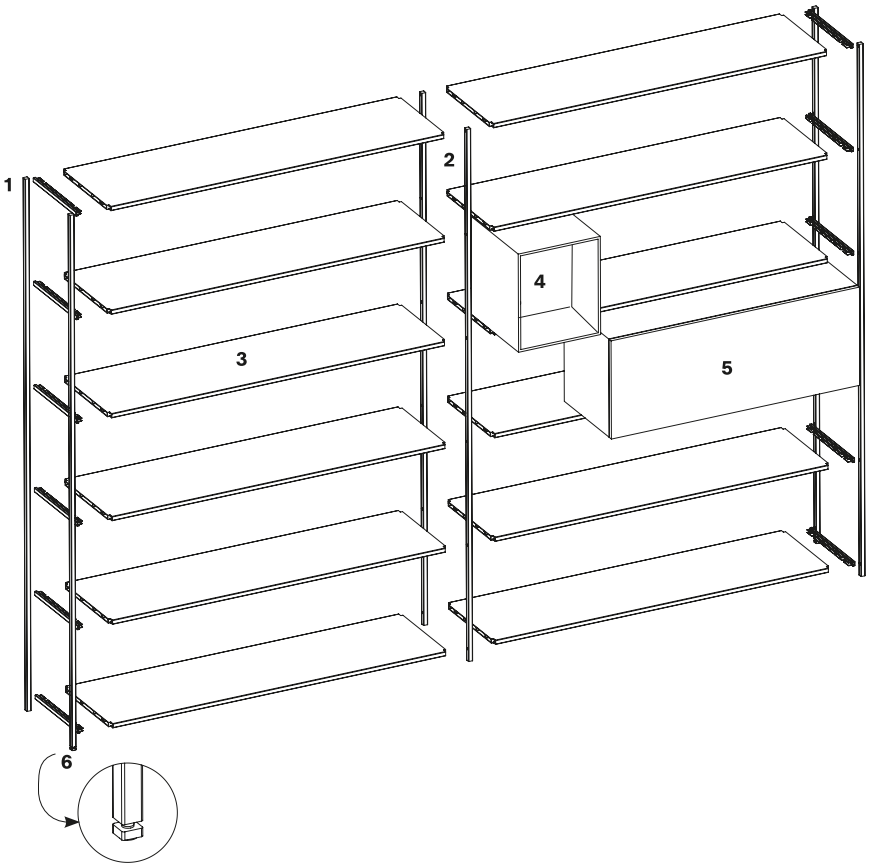

1 ground-resting end frame
completed with fittings

2 ground-resting intermediate frame

3 shelf

4 open cabinet, L30

5 cabinet

6 adjustable feet

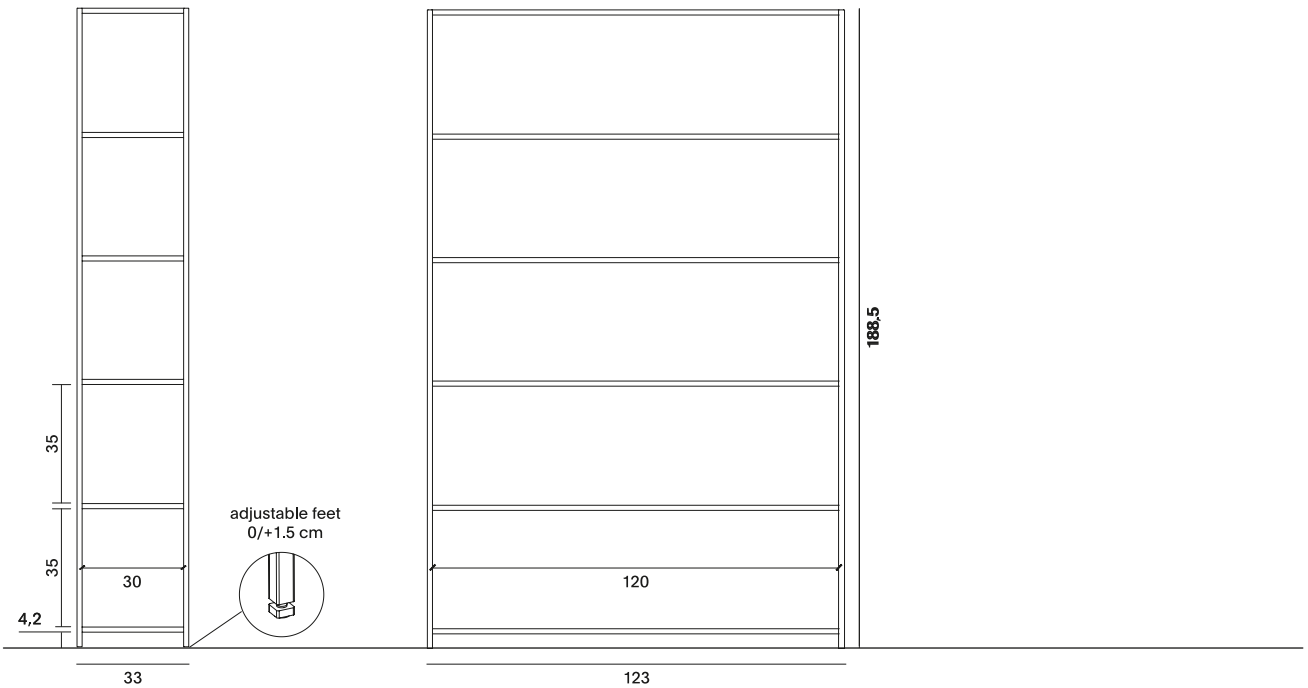

Minima 3.0 ground-resting

Abacus

A drawing of the composition with the TV position must be sent together with your order.

For ground variant only with 120 cm long shelving and in heights 115.5 cm, 152 cm, 188.5 cm, 225 cm, 261.5 cm and 298 cm the bookcase can be set up to support a TV set. With these variants, just one shelf can be removed, thus getting a 71.5×120 cm useful space, that is compatible for up to 46'' TV sets (a size that may vary depending on brand and model).

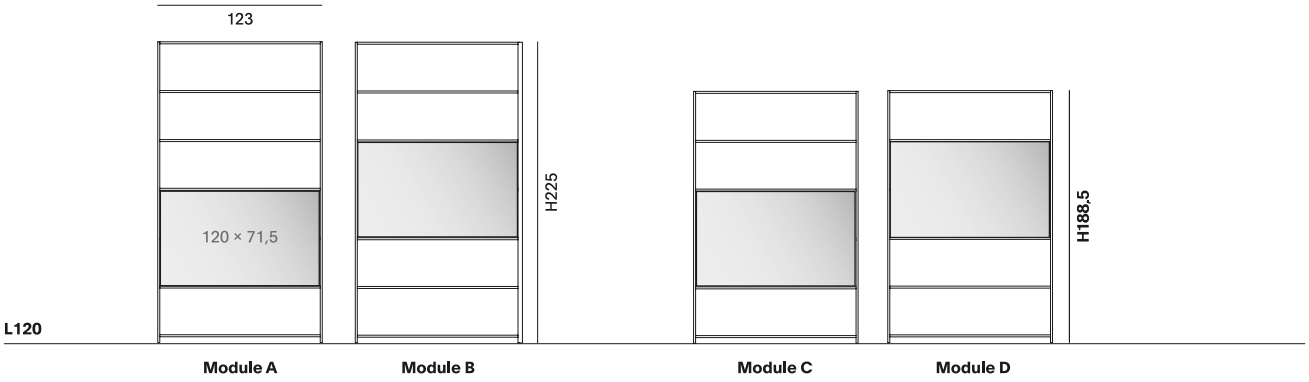

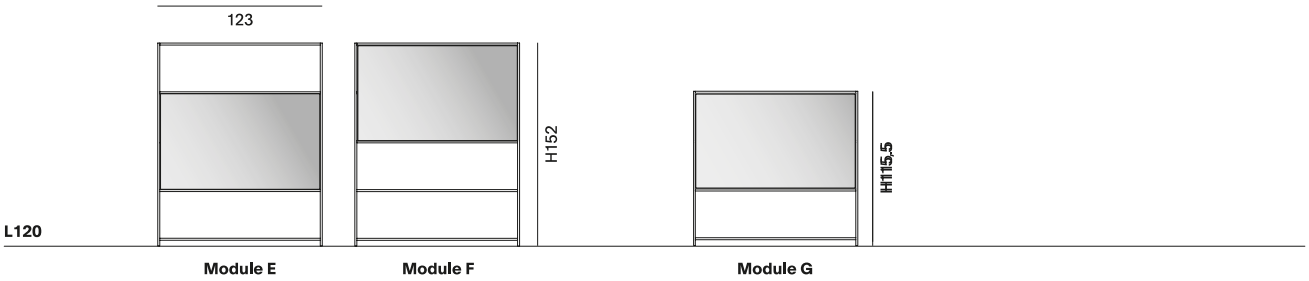

Please note

Please be informed that it is necessary to order two caps for each shelf for a composition with TV unit placed in intermediate position.

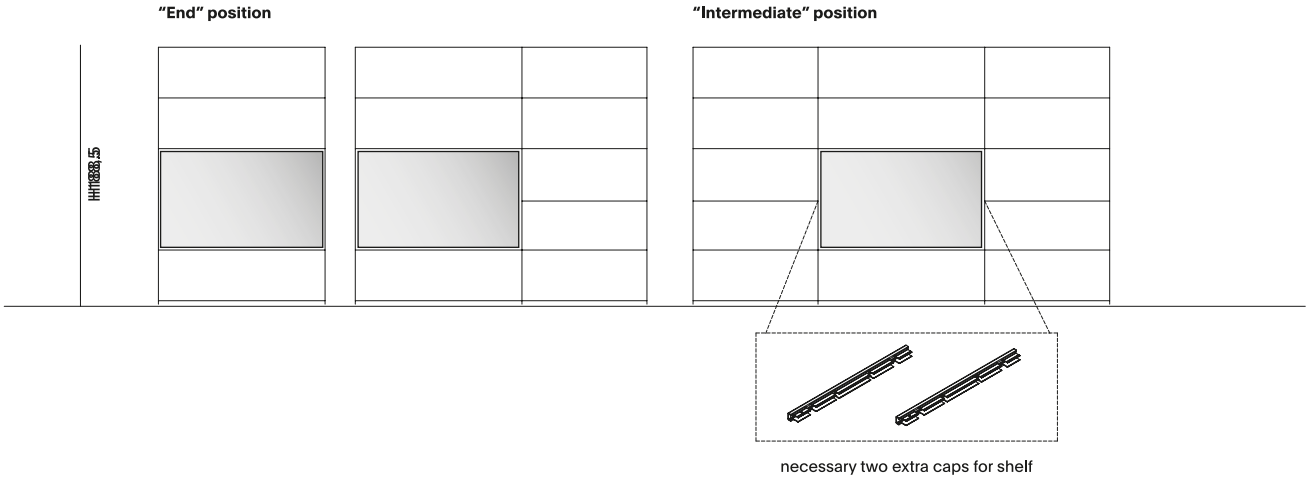

Minima 3.0 ground-resting

Abacus

Rules for compositions with integrated led



Power for led compositions

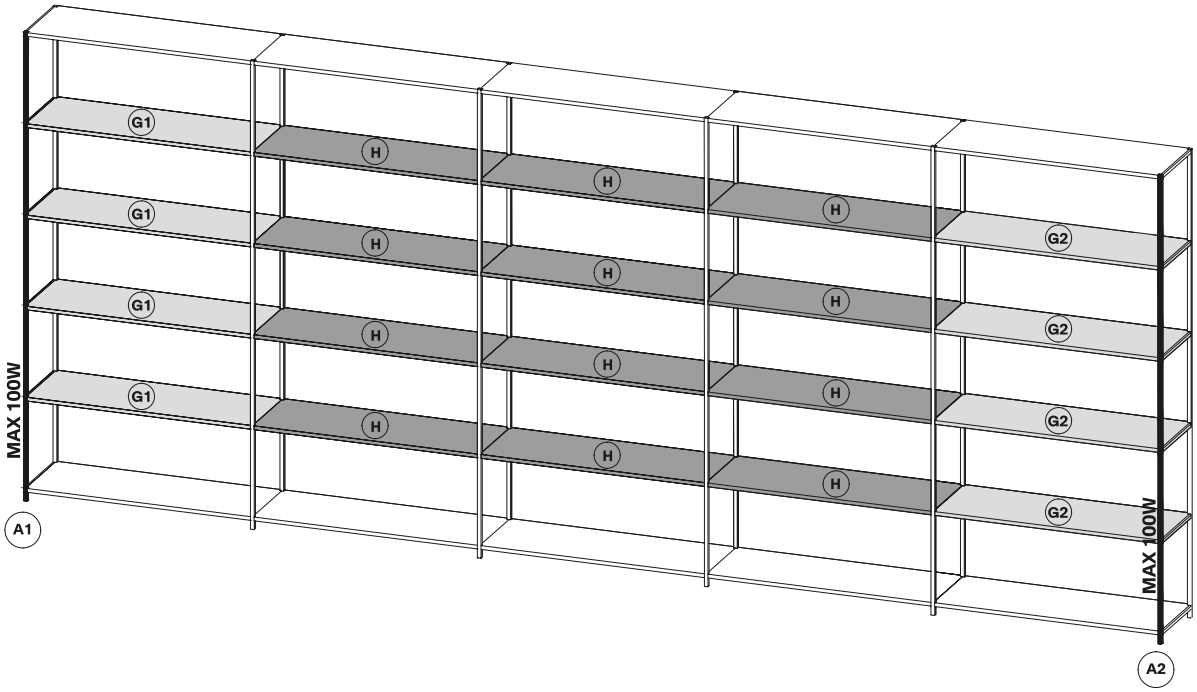

Electrified frames for all heights 100 W

In the above example:
20 shelves with led cm 90 = 20 × 10 W = 200 W*

*maximum power limit for 2 electrified frames

Scheme to establish the number of electrified frames and maximum number of shelves that can be provided with led

Length of the shelf with led	Watt consumption for each shelf
60 cm	6.5 W
90 cm	10 W
120 cm	13.5 W

Minima 3.0 ground-resting

Abacus

Shelves



E STANDARD shelf



F1 LEFT end shelf with CONNECTOR



F2 RIGHT end shelf with CONNECTOR

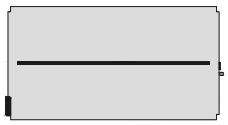

G1 LEFT end shelf with CONNECTOR AND LIGHT

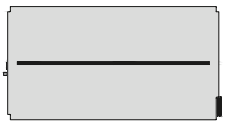

G2 RIGHT end shelf with CONNECTOR AND LIGHT

H end/intermediate shelf with LIGHT



I EXTENSION KIT

Frames

A1 electrified frame left - max power 100 W
A2 electrified frame right - max power 100 W
A3 end frame, not electrified

PLEASE NOTE

- THE ELECTRIFIED FRAME IS ALWAYS IN FRONT.
- LEFT LH OR RIGHT RH ELECTRIFIED UPRIGHT TO BE SELECTED ACCORDING TO THE CUSTOMER NEEDS, OR TO THE POSITION OF THE ELECTRICAL OUTLET.
- MAX 2 ELECTRIFIED FRAMES PER COMPOSITION.
- THE SIMULTANEOUS USE OF THE LEFT LH AND RIGHT RH ELECTRIFIED UPRIGHT IS NECESSARY ONLY IF THE POWER INDICATED IN THE SCHEME (100 W PER UPRIGHT) IS EXCEEDED.
- MAX HEIGHT OF THE FRAME 298 CM.
- US/EU/UK PLUG TO BE PURCHASED ACCORDING TO THE NUMBER OF ELECTRIFIED FRAMES.

D33 shelves

E standard shelf
F1 left end shelf with connector
F2 right end shelf with connector
G1 left end shelf with connector and light
G2 right end shelf with connector and light
H end/intermediate shelf with light
I extension kit (to be inserted by the customer)

Electric scheme of leds

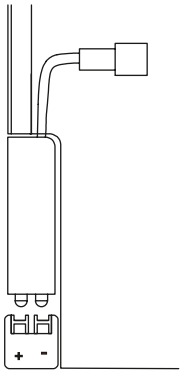

Detail of the connection of electrified frame

A1

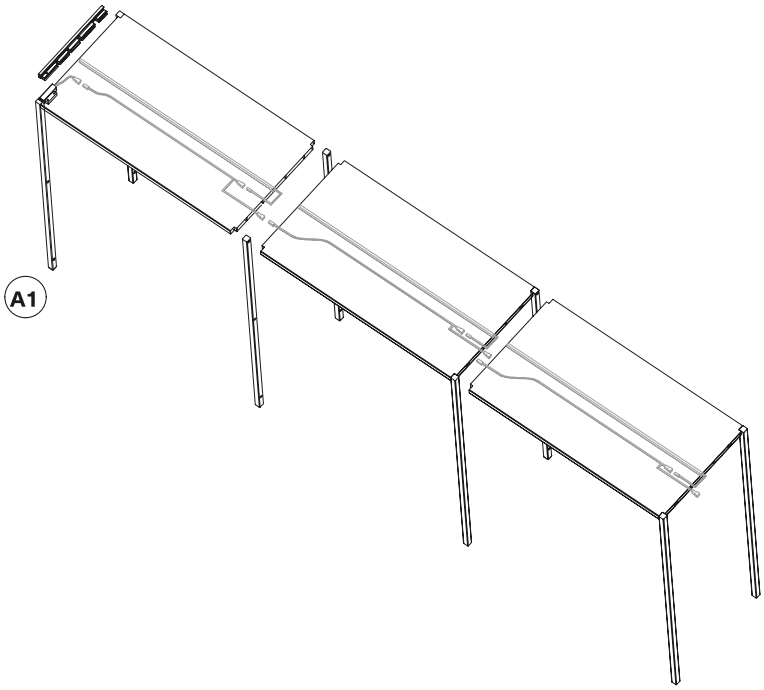

Minima 3.0 ground-resting

Abacus

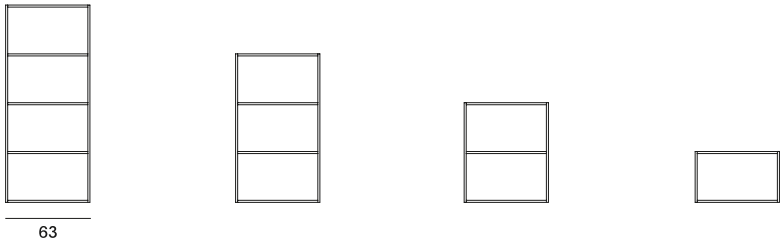

L60

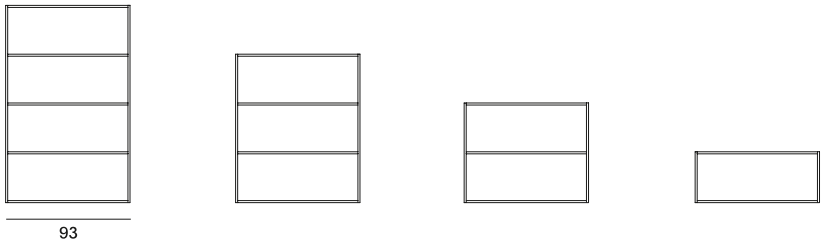

L90

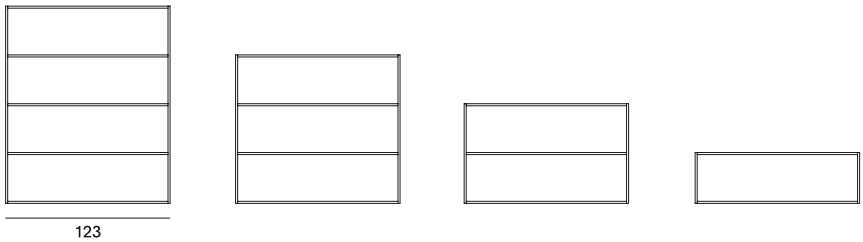

L120 **H147,5** **H111** **H74,5** **H38**

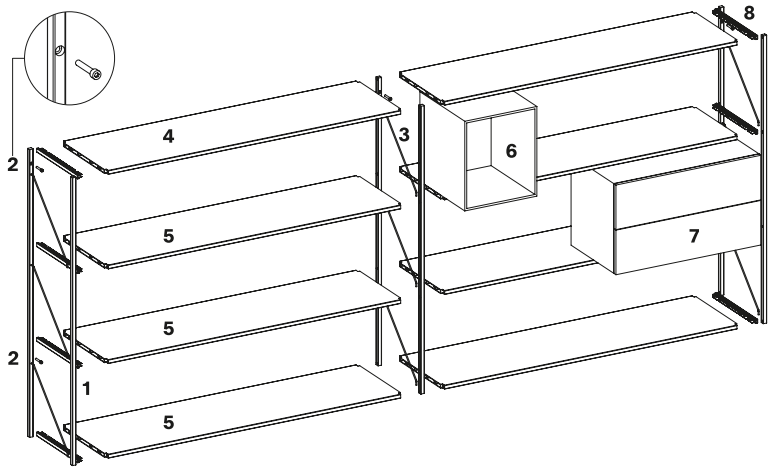

1 **hanging end frame (L),**
completed with fittings and tie rods
2 **wall-fixing**
3 **hanging intermediate frame** with tie rods
4 **top shelf**
5 **shelves** (base and intermediate)
6 **open cabinet, L30**
7 **two-drawer cabinet**
8 **hanging end frame (R),**

Minima 3.0 Sketch

Abacus

composition S-1 L185 D33 H74.5

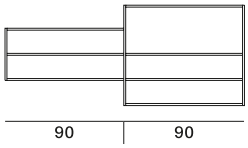

composition S-2 L246 D33 H74.5

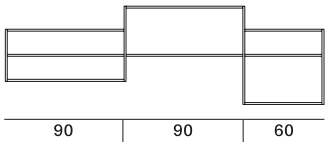

composition S-3 L276 D33 H93

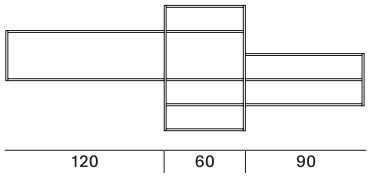

composition S-4 L368 D33 H110

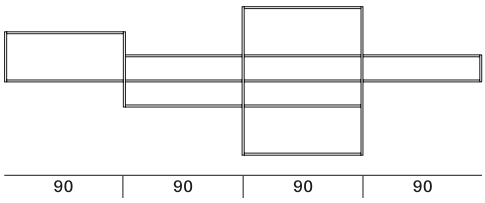

composition S-5 L458 D33 H110

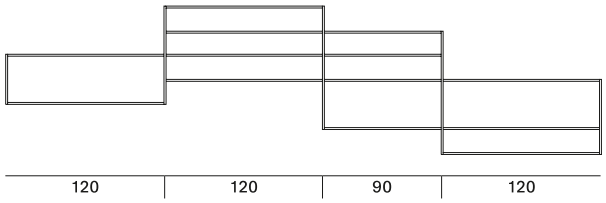

Minima 3.0 Sideboard

Abacus

composition SB-1 L184 D39 H64
2 cabinets L90 to be added (mandatory)

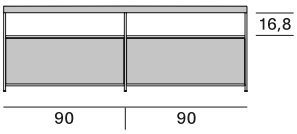

composition SB-1 L184 D39 H100
4 cabinets L90 to be added (mandatory)

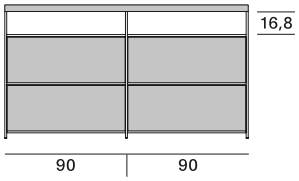

composition SB-2 L244 D39 H64
2 cabinets L120 to be added (mandatory)

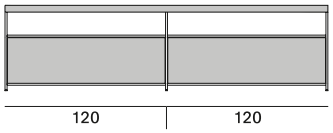

composition SB-2 L244 D39 H100
4 cabinets L120 to be added (mandatory)

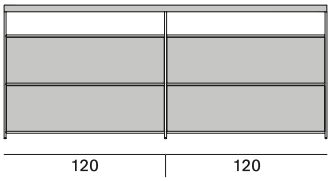

composition SB-3 L276 D39 H64
3 cabinets L90 to be added (mandatory)

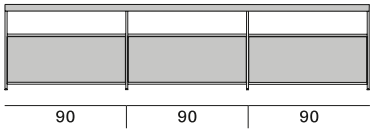

composition SB-3 L276 D39 H100
6 cabinets L90 to be added (mandatory)

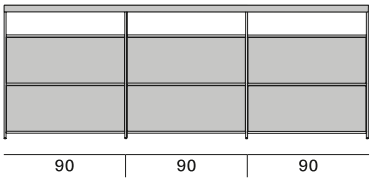

composition SB-4 L366 D39 H64
3 cabinets L120 to be added (mandatory)

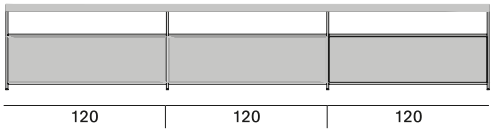

composition SB-4 L366 D39 H100
6 cabinets L120 to be added (mandatory)

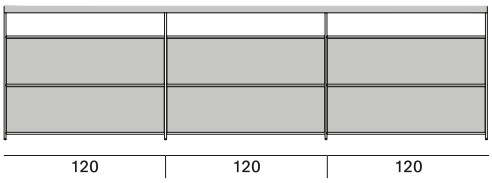

PLEASE NOTE

CABINETS MANDATORY TO BE ADDED

CABINETS D39 FOR MINIMA 3.0 SIDEBOARD ARE WITH FLAP OPENING DOOR OR DRAWERS L90/120.

Minima 3.0 Room Divider

Abacus

Example of configuration with 7 shelves

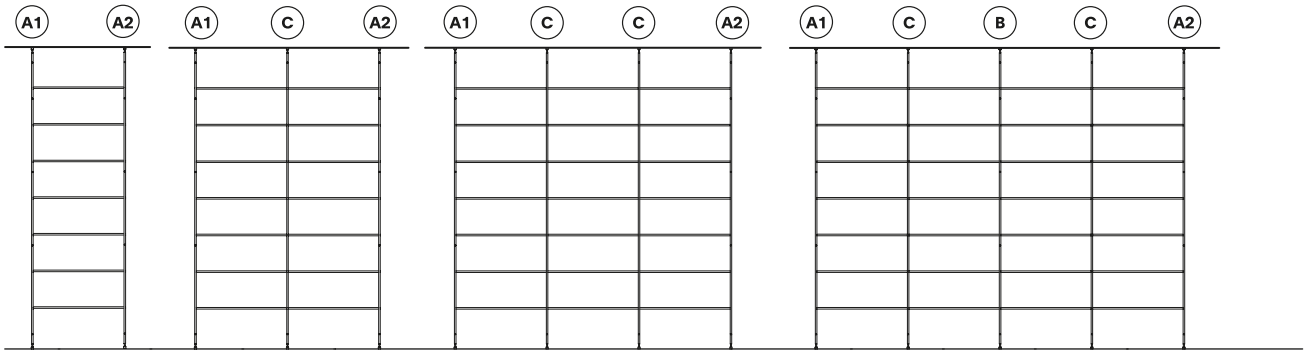

1 column 2 columns 3 columns 4 columns

Width of the compositions and pairing of the shelves.
Please note:compositions max 6 columns. Mixed compositions, eg: 60 + 90 + 60, are not allowed

60	120 (60+60)	180 (60+60+60)	240 (60+60+60+60)
90	180 (90+90)	270 (90+90+90)	360 (90+90+90+90)
120	240 (120+120)	360 (120+120+120)	480 (120+120+120+120)

List of components of the end frame

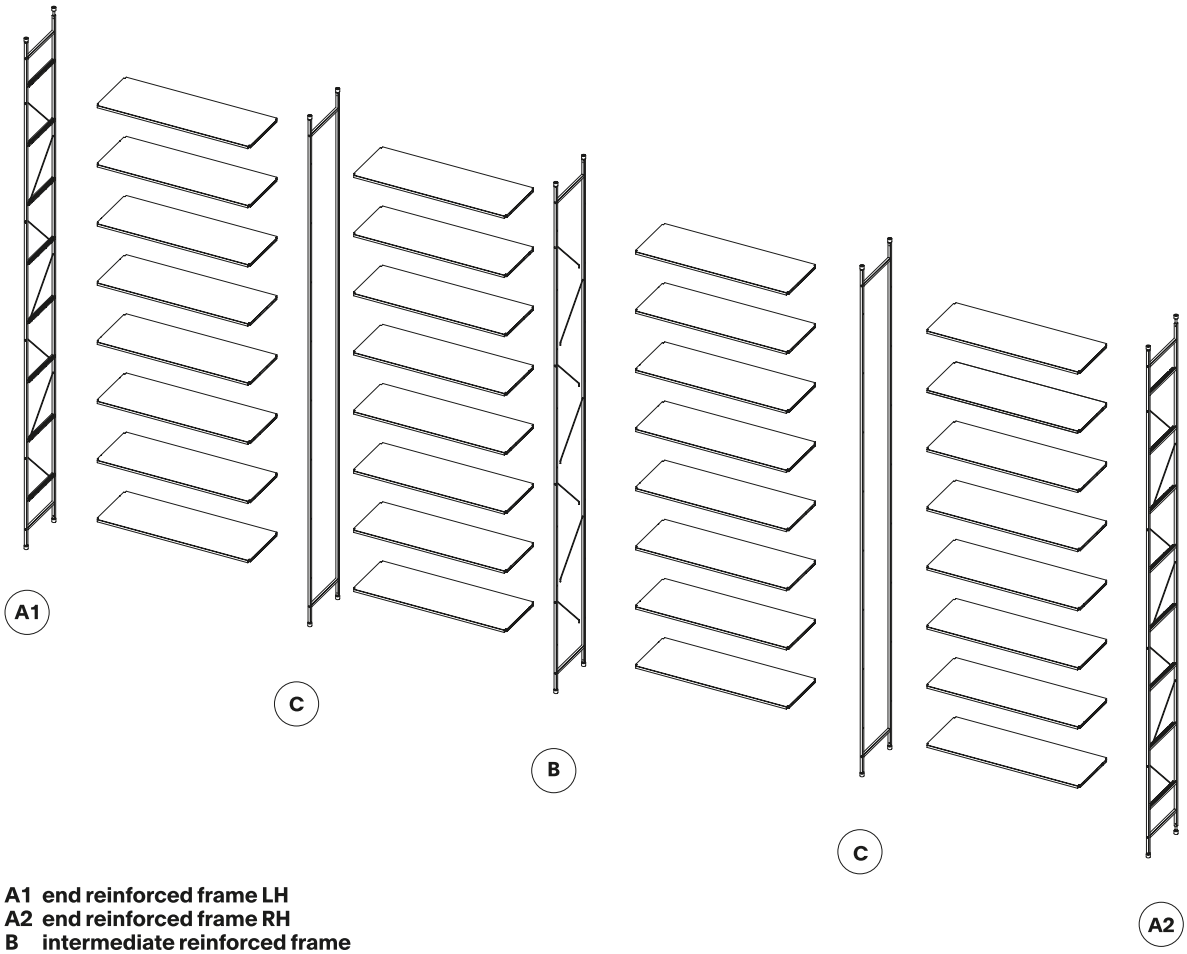

A1 end reinforced frame LH
A2 end reinforced frame RH
B intermediate reinforced frame
C intermediate frame

Minima 3.0 Room Divider

Abacus

Example of configuration with 7 shelves

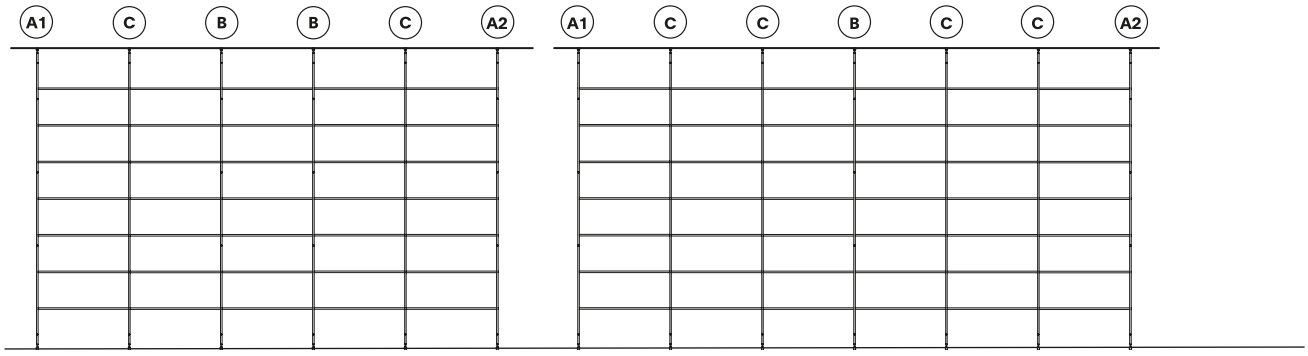

5 columns

6 columns

Width of the compositions and pairing of the shelves.
Important: compositions max 6 columns. Mixed compositions, eg: 60 + 90 + 60, are not allowed

300 (60+60+60+60+60)	360 (60+60+60+60+60+60)
450 (90+90+90+90+90)	540 (90+90+90+90+90+90)
600 (120+120+120+120+120)	720 (120+120+120+120+120+120)

Minima 3.0 Room Divider

Abacus

Heights

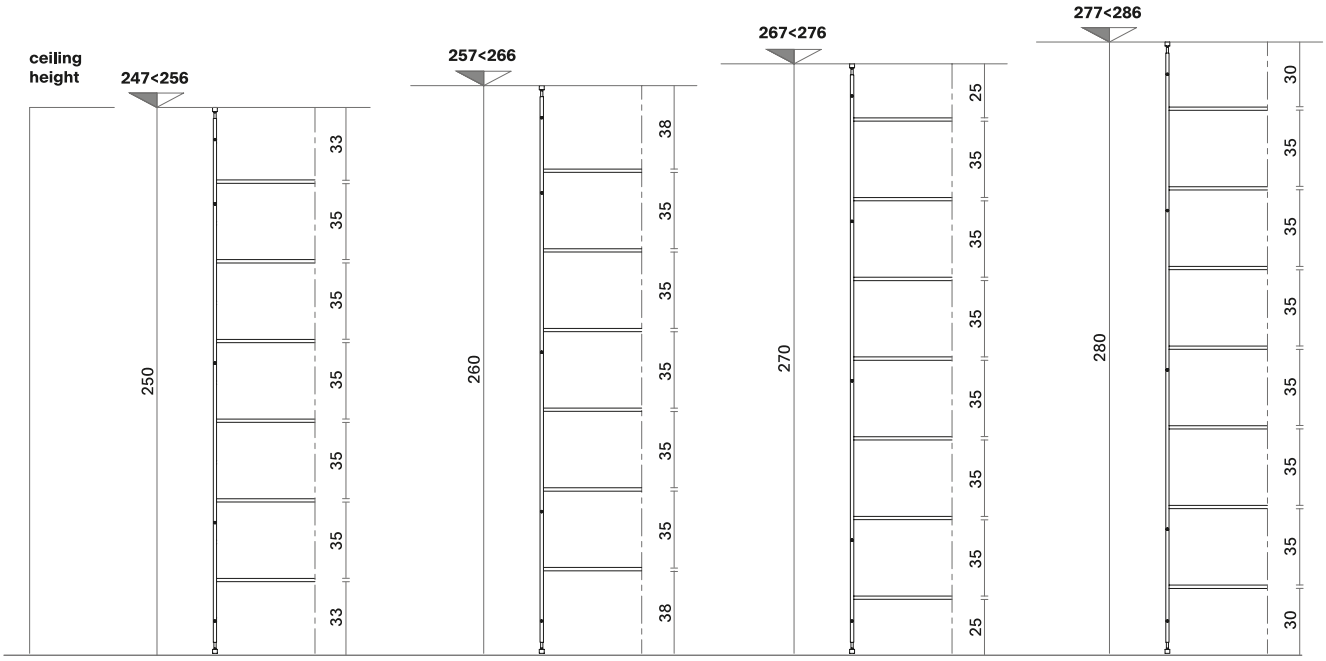

mid height

H250
6 shelves

H260
6 shelves

H270
7 shelves

H280
7 shelves

Heights on request

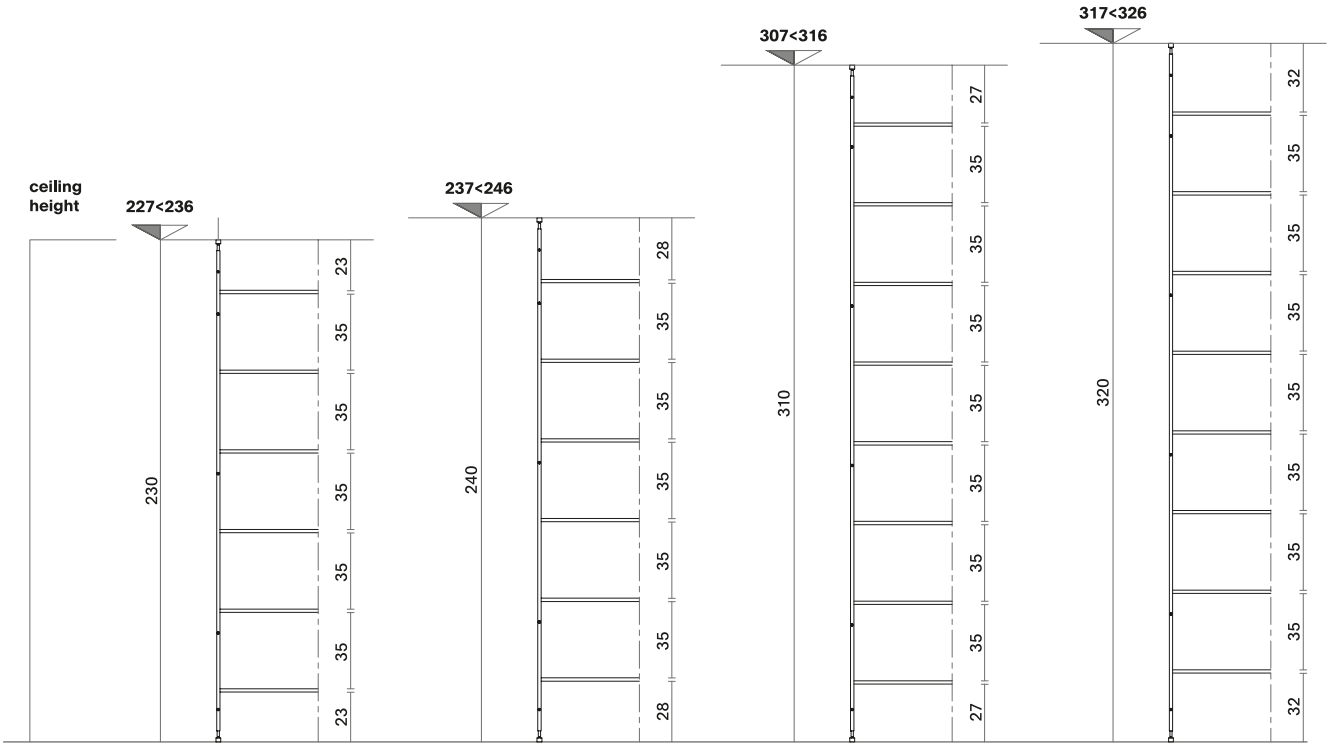

quota media

H230
6 shelves

H240
6 shelves

H310
8 shelves

H320
8 shelves

Minima 3.0 Room Divider

Abacus

Heights

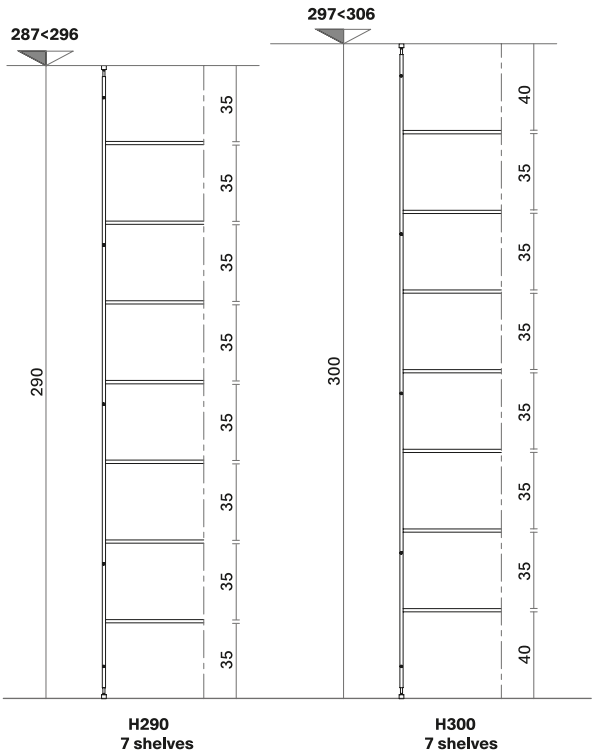

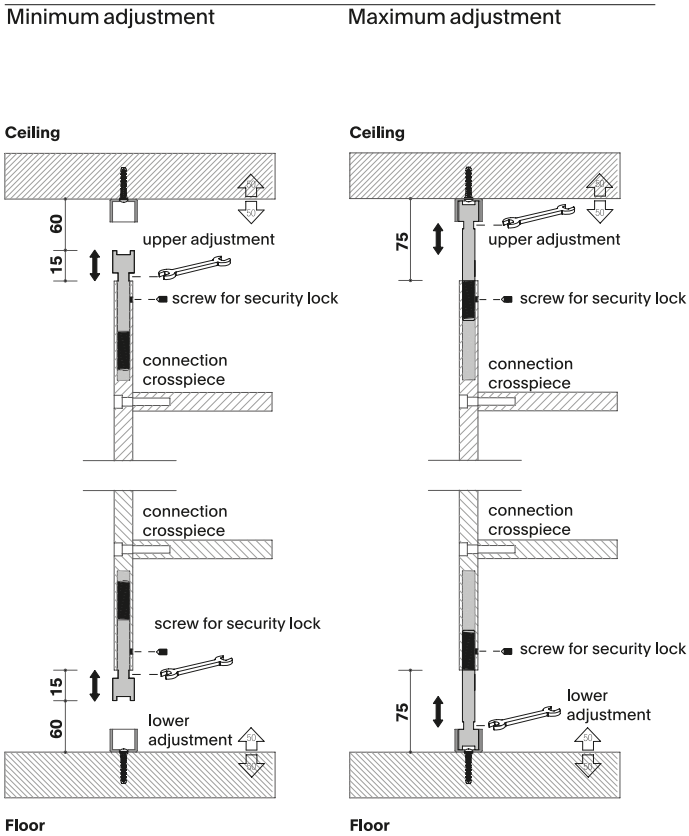

Elements needed for custom heights

Feasibility, prices and delivery times are to be verified with our sales department.

No. columns	height	A1 reinforced end frame L	A2 reinforced end frame R	B reinforced intermediate frame	C intermediate frame	shelf D33	hanging shelf D33	end shelf L D33	end shelf R D33
1 column	H230	1	1	-	-	1	5	-	-
	H240	1	1	-	-	1	5	-	-
	H310	1	1	-	-	1	7	-	-
	H320	1	1	-	-	1	7	-	-
2 columns	H230	1	1	-	1	2	-	5	5
	H240	1	1	-	1	2	-	5	5
	H310	1	1	-	1	2	-	7	7
	H320	1	1	-	1	2	-	7	7
3 columns	H230	1	1	-	2	8	-	5	5
	H240	1	1	-	2	8	-	5	5
	H310	1	1	-	2	10	-	7	7
	H320	1	1	-	2	10	-	7	7
4 columns	H230	1	1	1	2	4	-	10	10
	H240	1	1	1	2	4	-	10	10
	H310	1	1	1	2	4	-	14	14
	H320	1	1	1	2	4	-	14	14
5 columns	H230	1	1	2	2	5	5	10	10
	H240	1	1	2	2	5	5	10	10
	H310	1	1	2	2	5	7	14	14
	H320	1	1	2	2	5	7	14	14
6 columns	H230	1	1	1	4	16	-	10	10
	H240	1	1	1	4	16	-	10	10
	H310	1	1	1	4	20	-	14	14
	H320	1	1	1	4	20	-	14	14

Finishing

The number in the dot corresponds to the number of colour/material finish.

Here below, in the section FINISH OPTIONS, please note all the colours of the materials used for this product.

SYSTEM

Structure



Matt painted

Material top

Cabinet

Open units

Basic flap door and drawers



Extra flap door and drawers

Finish options

STRUCTURE

Matt painted



Matt painted white X053 | Matt painted graphite grey X054 | Matt painted shadow grey X122 | Matt painted nickel pearl X123

Material top



Italian walnut (fine wood) X119 | Reconstructed stone black slate X132 | Reconstructed stone X084 | Reconstructed stone white Calce X131

CABINET

Open units

Matt lacquered navy blue X165 | Matt lacquered avio blue X050 | Matt lacquered English green X164 | Matt lacquered green X049 | Matt lacquered burgundy X163 | Matt lacquered dark red X046 | Matt lacquered orange X047 | Matt lacquered mustard yellow X048

Matt lacquered dune X162 | Matt lacquered white X042 | Fine wood, Italian walnut X119 | Matt laquered shadow grey | Matt laquered nickel pearl

Basic flap door and drawers



Matt lacquered white X042 | Matt laquered shadow grey | Matt laquered pearl nickel | Natural black wood X029

Extra flap door and drawers



White grooved Cimento X150 | Graphite grey grooved Cimento X151 | Shadow grey grooved Cimento X152 | Pearl nichel grooved Cimento X153 | Lacquered glass White X011 | Lacquered glass black X012 | Lacquered glass shadow grey X148 | Lacquered glass pearl nichel X149